




Super minds 3

U 4

Unit 6 and unit 7



1  **WB p70** Look and complete the words.


Key: 2 electric fan, 3 walkie-talkie, 4 electric toothbrush, 5 tablet, 6 torch, 7 mobile phone, 8 laptop, 9 lift

2  **WB p70** Look at Activity 1. Read and write the prices.

Key: 2 £200, 3 £20, 4 £115

1  **WB p71** Read and write the names of the items.

Key: 1 MX7, 2, MX8, 3 XT10, 4 RS5

2  **WB p71** Look and write the words.

Key: 2 bigger, 3 cheaper, 4 expensive

3  **WB p71** Look and write about the dogs.

Key: Possible sentences: Lucky is smaller than Mister. Mister is more expensive than Lucky. Lucky is cheaper than Mister. Lucky is more beautiful than Mister.

- 1** **WB p72** Remember the song. Correct the sentences.


Key: 2 My gadget is more beautiful than yours. 3 My gadget is newer than yours. 4 My gadget is more expensive than yours.

- 1** **WB p73** Look, read and write **t** (true) or **f** (false).



Key: 2 f, 3 f, 4 t, 5 t, 6 f

- 2** **WB p73** Look at Activity 1. Write sentences.


Key: 2 The Turbo 15 is the biggest.
3 The Turbo 18 is the smallest.
4 The Turbo 15 is the heaviest.
5 The Turbo 18 is the most expensive.

- 1**  **WB p74** Read the story *The cave* again. Tick ☒ the best answer.

Key: 2 B, 3 C, 4 B

- 2**   **WB p74** Read the story below. What can we learn from it? Tick ☒ or cross ☐.

Key: Students tick: Use your imagination. Students cross: Always ask your parents for help with ideas. Giving is better than taking.

- 1**  **024** **WB p75** Listen and write the missing words. Then say with a friend.

Key: 1 Stay here and watch. 2 I've got an idea.

- 2** **WB p75** Write the words in the table.

Key: say: game, rain, play; see: (Irene), cheese, really; five: nine, light, time; go: phone, code, coat; you: use, computer, music

- 1** **026** **WB p76** Listen and write the names under the pictures. There are three extra pictures.

Key: 2 Tim (games console) 3 Olivia (new mobile phone)

- 2** **WB p76** Read the text. Choose the right words and write them on the lines.

Key: 1 oldest, 2 than, 3 watch, 4 most, 5 are

- 1** **WB p77** Look, read and write. **Exam skills**

Key: 1 five, 2 T-shirt, 3 Behind the tree. 4 Walkie-talkies. 5 and 6 Students' own answers

- 1** **WB p78** Look and write the words. Then complete the sentences.

Key: b rock powder, c twig, d lamp, e cave ceiling; 2 twig, 3 rock powder, 4 ceiling, 5 lamp

- 2** **WB p78** Look at these cave paintings. Then read and match.

Key: a 2, b 3, c 1

- 3** **WB p79** Look at these pictures. Write the things the artists used to make them.

Key: 2 rock powder, 3 fingers and hands, 4 brushes, 5 leaves, 6 charcoal

- 1** **027** **WB p80** Put the dialogue in order. Then listen and check.

Key: 2, (1), 5, 4, 3, 6, 7, 8


- 1** **WB p81** Colour the bricks to make sentences. Write in the missing words.

Key: 2 The torch is more expensive than the watch. 3 Mike's bike is faster than mine. 4 Jack is the tallest boy in our class. 5 It's the most beautiful dog in the world.

- 1** **WB p82** Find eight words and write. Look → and ↓.

Key: 2 cough, 3 nurse, 4 earache, 5 doctor, 6 toothache, 7 cold, 8 headache

s	t	o	m	a	c	h	a	c	h	e
x	o	o	a	p	p	e	r	s	e	a
r	o	l	s	d	s	a	i	k	a	r
t	t	b	c	o	l	d	e	r	r	a
p	h	t	o	c	w	a	s	a	c	c
n	a	u	e	t	f	c	o	u	g	h
a	c	l	e	o	r	h	l	o	y	e
m	h	n	u	r	s	e	e	d	m	i
h	e	a	y	t	o	a	l	b	a	k

- 2**  **WB p82** Remember the story. Match the sentences.


Key: 2 d, 3 a, 4 b

- 3**  **WB p82** Complete the dialogue.


Key: matter, Student's own answer

- 1**  **WB p83** Write the words.


Key: 2 jumped, 3 looked at, 4 smiled, 5 landed, 6 shouted, 7 learned, 8 listened to, 9 visited, 10 phoned, 11 watched, 12 was / were

- 2**  **WB p83** Read and write the words. Change the words to talk about yesterday.

Key: 2 looked, 3 shouted, 4 visited, 5 was, 6 smiled, 7 listened

- 1**  **WB p84** Remember the song. Write the words.

Key: 2 was, 3 ate, 4 got, 5 was, 6 looked up, 7 walked, 8 landed

- 1**  **WB p85** Look at the letters. Write the words.

Key: 2 feel – felt, 3 say – said, 4 go – went, 5 give – gave, 6 have – had

- 2** **WB p85** Complete the story.
Use words from Activity 1.

Key: 2 He had, 3 He went, 4 gave him, 5 Can I have some ice cream, 6 his father said 7 felt

- 1** **WB p86** Read the story *At the hospital* again. Write sentences.

Key: 2 They went to room 209.
3 They found Horax, not Ben's grandfather. 4 It was a trick.
5 Horax wanted the book and the letters. / Horax shouted 'I want the book, and I want the letters'. 6 At that moment, the doctor arrived.
7 Ben and Lucy said goodbye and went out of the room.

- 2** **WB p86** Write *t* (true) or *f* (false).

Key: 2 f, 3 t, 4 f, 5 t


- 3** **WB p86** How is Ben feeling? Look and number the pictures.

Key: a 3, b 1, c 2

- 1** **028** **WB p87** Listen and write the missing words. Then say with a friend.

Key: 1 Are you alright? 2 Leave me alone!




- 2**  **029** **WB p87** Listen and write the words in the table.



Key: /t/: jumped, looked; /d/: played, smiled, listened; /ɪd/: landed, shouted, wanted

- 1**  **031** **WB p88** Listen to Emma's story again. Tick ☒ the correct sentences.

Key: sentences 2, 5 and 6

- 2**  **WB p88** Complete the summary. Use the words from the box in the correct tense.

Key: 2 felt, 3 said, 4 visited, 5 helped, 6 learned, 7 remembered

- 3**   **WB p88** Read the story again and think. Colour the circles green for *yes* or red for *no*.

Key: Red: You should stop trying.
Green: Never give up.

- 1** **WB p89** Read and tick ☒ the best answer. Emma is talking to the doctor.

Exam skills

Key: 2 B, 3 B, 4 A, 5 C

- 1** **WB p90** Look and match. Then complete the sentence.

Key: a 2, b 4, c 5, d 6, e 1, f 3;
exercise, fresh air, healthy

- 2** **WB p90** Read and write the words. Use words from Activity 1.

Key: 2 unhealthy, 3 exercise, 4 fresh air, 5 rest

- 3**   **WB p91** Write the words from the box.

Key: 2 be tired in the morning, 3 get fresh air, 4 get good exercise, 5 have a healthy diet

- 4**  **WB p91** Read and tick the two that are healthy.

Key: 2 and 3

- 1** **WB p92** Read and write *d* (doctor) or *p* (patient).

Key: 2 d, 3 p, 4 d, 5 p, 6 p

- 2** **WB p92** Read the answers and write *d* (doctor) or *p* (patient). Then match them with the questions from Activity 1.

Key: a 2 (p), b 3 d, c (1) p, d 6 d, e 4 p, f 5 d

- 1** **WB p93** Look and draw lines to make sentences.

Key: 2 She woke up at six o'clock this morning. 3 She felt ill so she went to the doctor's.

